



Signing up to Swimming NZ

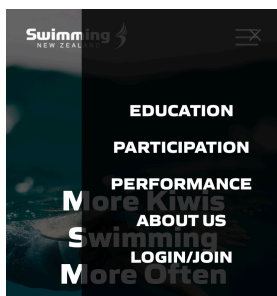
Step 1.

Go to the swimming NZ website

<https://www.swimmingnz.org>

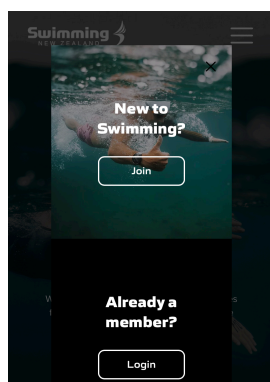
Step 2.

From the drop down menu choose “login/join”



Step 3

Click “new to swimming?”



Step 4

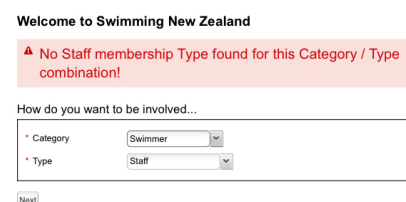
Choose “swimmer” and then hit next



Step 5

Choose “swimmer” and the level of membership.

To swim at most swim meets, your child will need to be registered as a “club swimmer”. If however you are just planning on attending the local, junior swim meets then you can register as a “recreational swimmer”. You can upgrade your membership at anytime to the next level.



Step 6

Choose “swimmer”

Welcome to Swimming New Zealand

How do you want to be involved...

* Category

[Next](#)

Then the level of membership

Welcome to Swimming New Zealand

How do you want to be involved...

* Category
* Type

[Next](#)

Step 7

Choose “Bay of Plenty” as your region and then “St Paul's Swim Club” as your club

i In the panel below, select a Region, then the Club you wish to join from the list. Your Club will only be listed if it accepts online registration.

Select Club/School

* Region
* Club/School

[Back](#) [Next](#)

Step 8

Select and confirm your membership level

This club has the following options available for the selected membership type

* Type ☒ Recreational Swimmer

[Back](#) [Next](#)

Step 9

Enter personal details

Personal details

* Title
* Surname
* First Name
* Date of birth
* Gender
* Ethnicity

Contacts

At least one telephone and email has to be entered

Personal Email
Work Email
Work Telephone
Direct Telephone
Home Telephone
Mobile
Fax

Additional Medical Information

i Alternative Information (if applicable) information provided will enable SNZ to provide the swimmer with appropriate support and assist with a swimming pathway.

Please select boxes as appropriate:

☐ Wheelchair user
☐ Vision Impairment
☐ Limited Range of Motion
☐ Other Physical Impairment
☐ Learning disability
☐ Hearing Impairment
☐ ORS Funded at School

Please add any further Medical Information that you feel is important.

[Back](#) [Next](#)

And address

Address

Edit address

* Address

Postal code

[Back](#) [Next](#)

Step 10

Agree to terms and conditions

By applying for membership of Swimming NZ and your club's regional association, where applicable you agree to abide by the constitutions of those associations and the rules, regulations, by laws, policies or other decisions made under those constitutions

to view the Swimming New Zealand Inc constitution [click here](#)

* ☐ I agree to the terms and conditions above

[Back](#) [Next](#)

Step 11

Step up username and password and hit "save"

Username

ⓘ Usernames must NOT be an email address and must be customised to the MyPage user.

* Preferred Username

Confirm Username

Password

ⓘ Passwords may contain letters and digits only, and must be at least 6 characters.

* Password

Confirm Password

Donation

ⓘ The [New Zealand Swimming Trust](#) was established to promote the disciplines of the sport of swimming and to assist athletes who have the potential to represent their country. Should you wish to support the Trust please indicate a donation amount below.

Donation amount

[Back](#) [Save](#)

Your child is now registered with Swimming NZ

Once your child is registered you can enter them in swim meets via Fastlane

<https://fastlane.swimming.org.nz/login>

After logging in you will see a list of swim meets, click on the swim meet you want to enter. After selecting the meet, you will be asked to select the events you wish to enter and then confirm and pay.